

# Knowing Mexico

Did you know ... ?

- **Mexico means “navel of the moon” in nahuatl**
- **It’s the world’s 13th Largest and 10th most populous country**  
(2 million square kilometers and 129 million people)
- **The 4th Most Biodiverse Country**  
(over 200,000 different species of fauna and flora)
- **The 7th Most Visited Country**  
(45 million visitors in 2019, 81,13% from U.S.)
- **Mexico is home to over 30 UNESCO World Heritage Sites and is a world-class tourist destination**
- **Pacifist country, cradle of the Tlatelolco Treaty**  
(Bans nuclear weapons in Latin America)



Map of Mexico's "Magic Towns" with a total of 121.

# NAFTA created one of the most competitive and dynamic regions in the world



**N  
A  
F  
T  
A**

**Population**

**493**

*Million people*

6.5% of world population

**GDP**

**\$26**

*Trillion dollars*

18.3% of world GDP  
2<sup>ND</sup> global economy (2019)

**FDI**

**\$323**

*Billion dollars*

23.1% of world FDI (2018)  
1<sup>st</sup> recipient in the world

**Trade**

**\$6**

*Trillion dollars*

15.9% of global trade  
2<sup>nd</sup> global exporter (2019)

**Trade (Intra)**

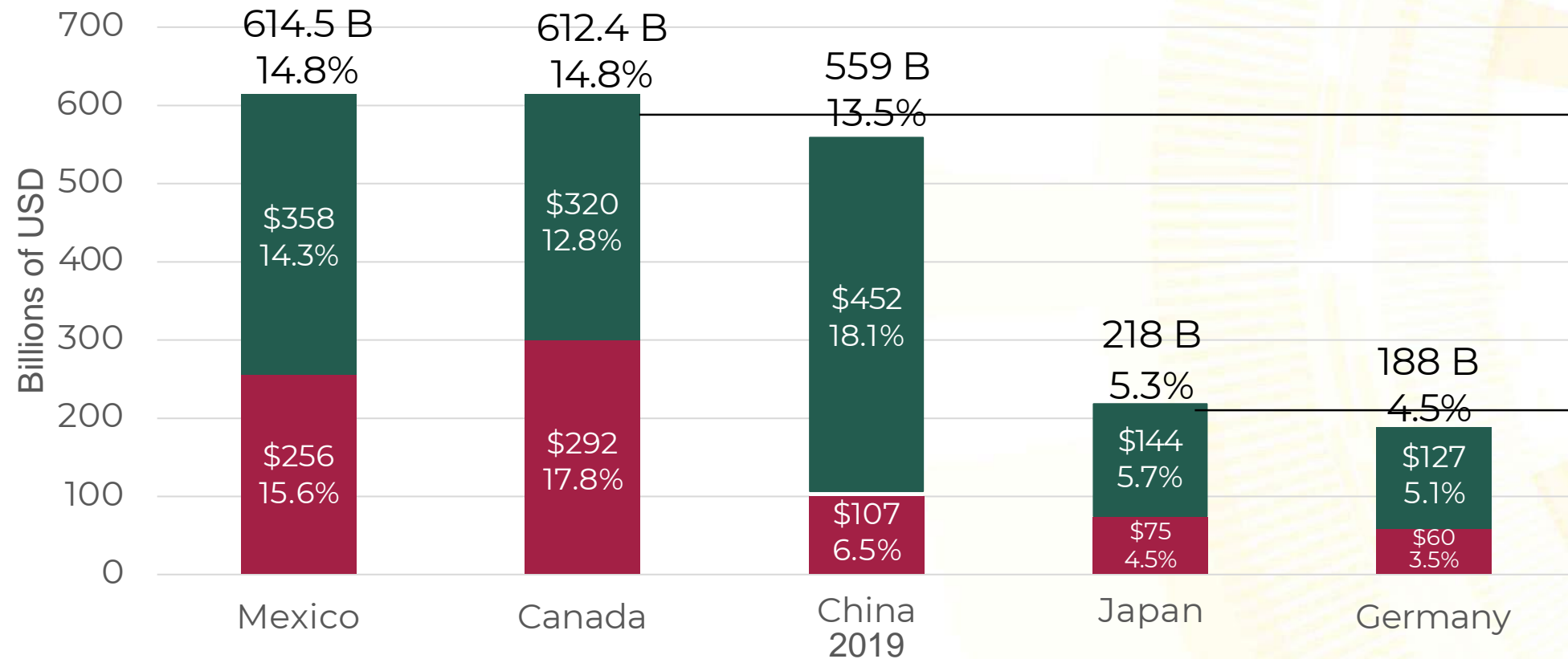
**\$1.2**

*Trillion dollars*

20% of the regions total trade (2019)

# Since 2019, Mexico is the U.S. Top Trading Partner.

(614.5 billion in goods, surpassing Canada and China)



Source: Secretaria de Economía with data from the U.S. Census Bureau.

■ U.S. imports

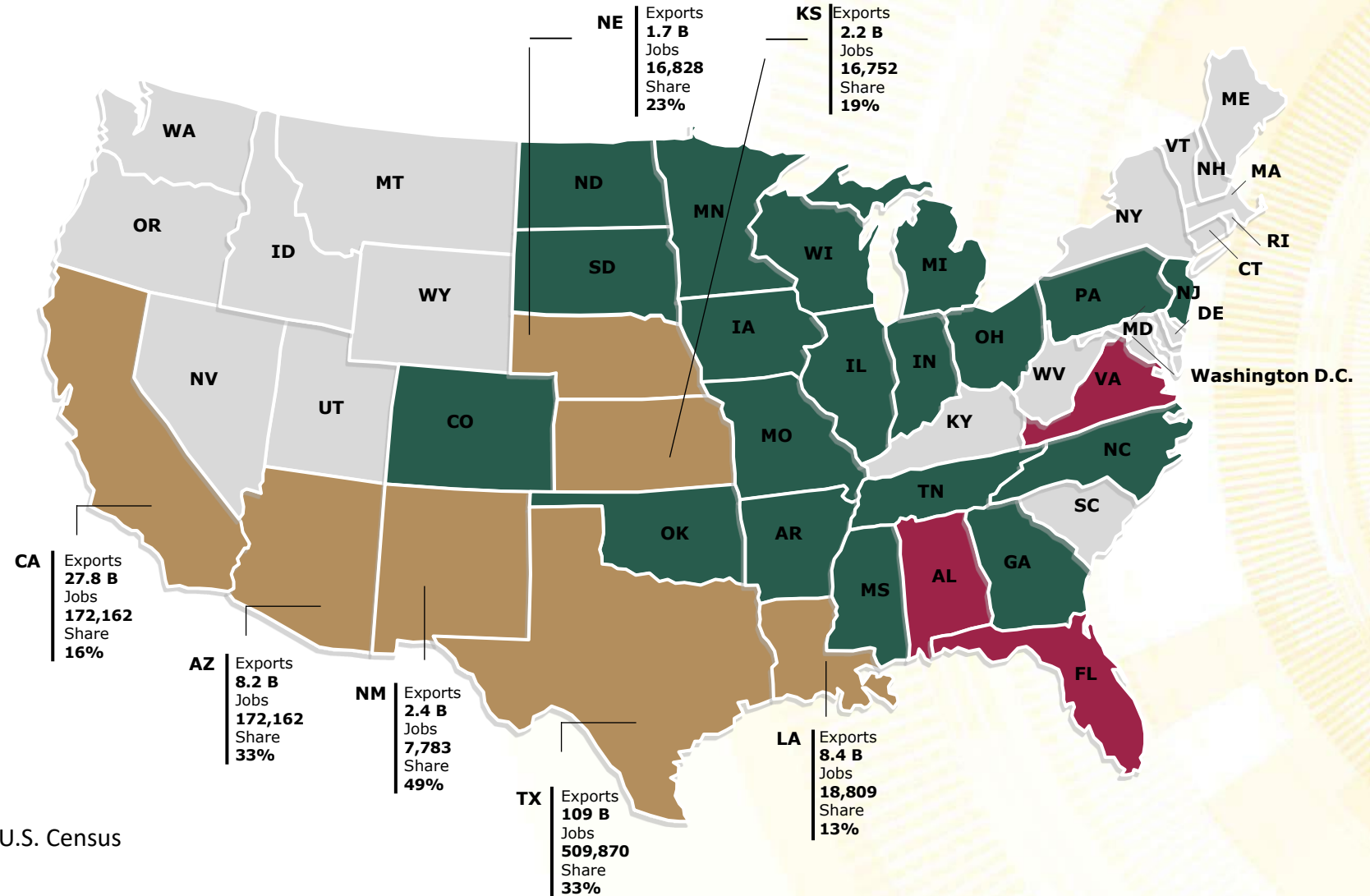
■ U.S. exports



# Mexico is a key market for U.S. states' exports

U.S. exports by State, 2019

-  Mexico is the largest export market for 7 U.S. states.
-  Mexico is the second largest export market for 19 U.S. states
-  Mexico is the third largest export market for 3 U.S. states..













Source: Secretaria de Economía with data from the U.S. Census Bureau .


# We produce together to compete globally

**38% U.S. content**  
in Mexican auto exports to the U.S..

## Mexico send to the U.S.










Product HS4	Amount	Share
 Cars	35.0 B	10.1%
 Computers	26.4 B	7.6%
 Auto parts	24.7 B	7.1%
 Trucks	22.8 B	6.6%
 Crude oil	14.2 B	4.1%
 Insulated wire	11.4 B	3.3%
 Phones/cellphones	10.5 B	3.0%
 Televisions	9.0 B	2.6%
 Tractors	8.6 B	2.5%
 Seats	7.0 B	2.0%

  
Automotive

  
Electronics

  
Energy

## The U.S. sends to Mexico

Product HS4	Amount	Share
 Gasoline	27.9 B	10.5%
 Autoparts	17.0 B	6.4%
 Accesories/computers	11.7 B	4.4%
X Low cost shipments	7.4 B	2.8%
 Integrated circuits	6.9 B	2.6%
 Gas	5.4 B	2.0%
 Computers	5.1 B	1.9%
 Diesel motors	4.5 B	1.7%
 Electric switches	4.4 B	1.7%
 Phones/cellphones	4.4 B	1.6%

Source: Secretaria de Economía with data from the U.S. Census Bureau. (2019 data) and De Gortari, A. (2017) . Disentangling Global Value Chains..